

BEGIN

SANTA CLARA BLOCK

MP 42.6

SOUTH BAY HISTORICAL RAILWAY SOCIETY

OCTOBER 2023



SANTA CLARA BLOCK

October 2023

Welcome to the Santa Clara Block, the quarterly newsletter of the South Bay Historical Railroad Society. We have had a great third quarter of 2023 with many activities in the Depot Museum, lots of visitors to our operating HO and N scale layouts as well as another Open House coming up November 4/5. Please join us at the Santa Clara Depot soon!



website for South Bay Historical Railroad Society -- sbhrs.org

On the Cover

Western Pacific Baldwin
VO-1000 Phase II
Pumpkin

Date: August 26, 2023
Photo: Brian Hitchcock



MANIFEST

IN THIS ISSUE:

TIMETABLE	4
ALL ABOUT SBHRS	6
DEPOT OPEN HOUSE	12
LAYOUT UPDATE	14
DEPOT UPDATE.....	20
TRACKAGE RIGHTS	36
LAYOUT PHOTOS.....	42
CALTRAIN UPDATE	48
FROM THE ARCHIVES	52
END SANTA CLARA BLOCK.....	56



Announcements

Please review the activities shown here and plan to attend!

Members meetings are on the second Saturday of odd months.

The Depot operating layouts are open each week:

Tuesdays from 5-8pm and Saturdays from 10am-4pm

We welcome new members, please see our website sbhrs.org

Our next Open House is Saturday/Sunday November 4/5, 2023.



Storytime at SBHRS




*South Bay Historical Railroad Society
1005 Railroad Avenue, Santa Clara, CA 95050
Telephone: (408) 243-3969*

The Third Saturday Of The Month


Time: 10:30 A.M. – 11:00 A.M.

Unless Otherwise Posted



Please join us for monthly Storytime at SBHRS with Heather Dunphy. Introduce your child to the world of trains and make new friends. Geared towards children under the age of 8, their siblings and friends. Must be accompanied by parent or caretaker.

Storytime happens in the Depot Museum the third Saturday of each month



*Host a Youth
Birthday Party
or other Special
Occasion Event
at
Santa Clara Depot*

Santa Clara Depot provides a unique setting for birthday parties, or anniversary, retirement or other special occasion events.

The South Bay Historical Railroad Society offers:

- The Freight House Meeting Room, with space for 45-50 persons, seated
- Folding tables and cushioned chairs
- Large screen LCD TV, plus a DVD/VCR combo player
- Digital projector and 5 x 9-foot projection screen
- Small kitchen/serving area with microwave oven, refrigerator and sink
- The Train Room, with model railroad layouts (docent-operated trains, by arrangement).



*For arrangements and
reservations:*

Telephone:
408-243-3969,

or visit website:
www.sbhrrs.org

Contact:
Events Coordinator

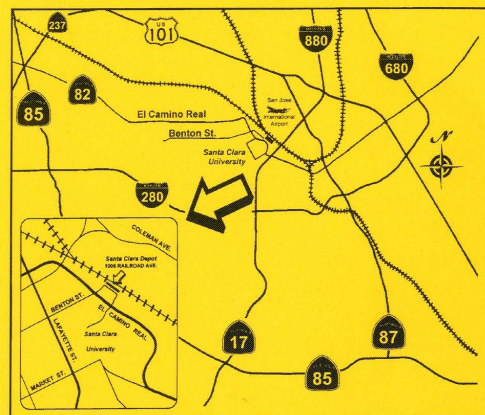
or EDWARD42@AOL.COM



Santa Clara Depot

1005 Railroad Avenue
Santa Clara

*A centrally-located site
for youth birthday parties
and special occasion events*



All About SBHRS



Santa Clara Depot in 1912...



...and Santa Clara Depot today





South Bay Historical Railroad Society Museum

1005 Railroad Avenue
Santa Clara, CA 95050

Admission is free.

Open to the public:

Tuesday 5:00PM — 8:00PM

Saturdays 10:00AM — 4:00 PM

www.sbhhs.org

Company Store on E-Bay year
around: [TrainGuys_SantaClara](#)

Serving railway fans, the community at-large, modelers, and related organizations through static displays, working models, public events, tours, and room rentals.

Stop by and see a little bit of California history

The **South Bay Historical Railroad Society** offers something for old and young alike.


Membership in SBHRS is open to anyone.

Our members are volunteers and work on the renovation and preservation of the Santa Clara Railroad Depot, the Santa Clara Tower, two maintenance-of-way buildings, and the Oregon-Washington Railroad & Navigation business car #184.

SBHRS and the Board of Directors are the historic Covenant holders for the preservation of the six historic peninsula depots: San Jose (Diridon Station), Santa Clara, Menlo Park, San Carlos, Burlingame, and Millbrae.

The Santa Clara freight depot shipped Santa Clara-grown agricultural products by rail throughout California and to the rest of the country.





Open House Fundraiser

Our biannual Open House fundraiser, typically held on the first weekend of April and November, with an admission charge for adults only (children are free) features these additional attractions:

- The Santa Clara interlocking switching tower, built in 1926, located at the north end of the depot platform.
- The Oregon-Washington Railroad & Navigation business car, built in 1912 as a Pullman café parlor observation car and converted inn 1922, located on the track side of the museum.
- Shop at our Company Store, where donations are for sale as a fundraiser, in-depot only during our Open House, or year around on E-Bay. (Train-Guys_SantaClara)
- Our Speeder, a motorized track inspectors' car that was used to check the condition of the rails.

Membership Benefits

- Can add up to four additional family members.
- Docent the museum, help in the library, and maintain and repair historic buildings.
- Support community through outreach, events, rail safety, and educational tours that honor and support area history.
- Relax and socialize and enjoy camaraderie with new friends and our community of likeminded fellow train buffs active in the hobby.
- Run model trains (10 yrs and older) on our large layouts, where they look more real, for the public to watch during open hours.
- Encouragement and mentorship for modelers. Get assistance with your model trains and learn modeling skills (scenery, train, electrical). Specialized modeling tools and other resources.
- Checkout privileges at the museum library and discounts for Company Store and museum room rentals for parties and events.
- Enjoy the environment of the depot, nice location, public transportation (bus and trains).


Museum Features

- Historic 1870s era freight depot, displaying a varied collection of historic railroad artifacts like control panels, a velocipede ,track, a locomotive bell, and the scale used by the freight depot, but emphasizing signaling and communication such as hand held switchman's lamps, semaphore signals, Train Order equipment, and railroad crossing signals.
- Operational HO, and N scale model railroad layout, displays of various railroad eras and operations venues. The engineers you see running model trains are volunteer museum members exhibiting their own models for the public.
- Historic 1864 passenger station waiting room, displays passenger train items such as dining-car dishes.
- 2nd largest railroading history library in the state, with over 3,000 books and other materials available for research.
- The former Acme Freight Company office, representing a turn of the century railroad boardroom, displaying photographs, conductor hats, and Bay Area railroad maps.
- Accessible by Caltrain, Capitol Corridor, and VTA bus.

Visit the Santa Clara depot museum

Welcome to the oldest depot on the west coast, with over 150 years of continuous rail service to the community.

The depot is a public transportation hub for Caltrain, Capitol Corridor, and Altamont Corridor Express trains, and Valley Transit Authority buses.



A 501(c)(3) non-profit public benefit corporation


Federal ID #77-0071257

Thank you for coming today.
Come back soon!



Historic Santa Clara Depot

1005 Railroad Ave., Santa Clara, CA



- Museum of Railroad History
- Operating Model Trains
- Historic Santa Clara Tower
- Historic 1912 Business Car (Under Restoration)

Open Tuesdays, 5-8 p.m.; Saturdays, 10 a.m. to 3 p.m.

More Information at www.sbhhs.org

(See Back for Map)

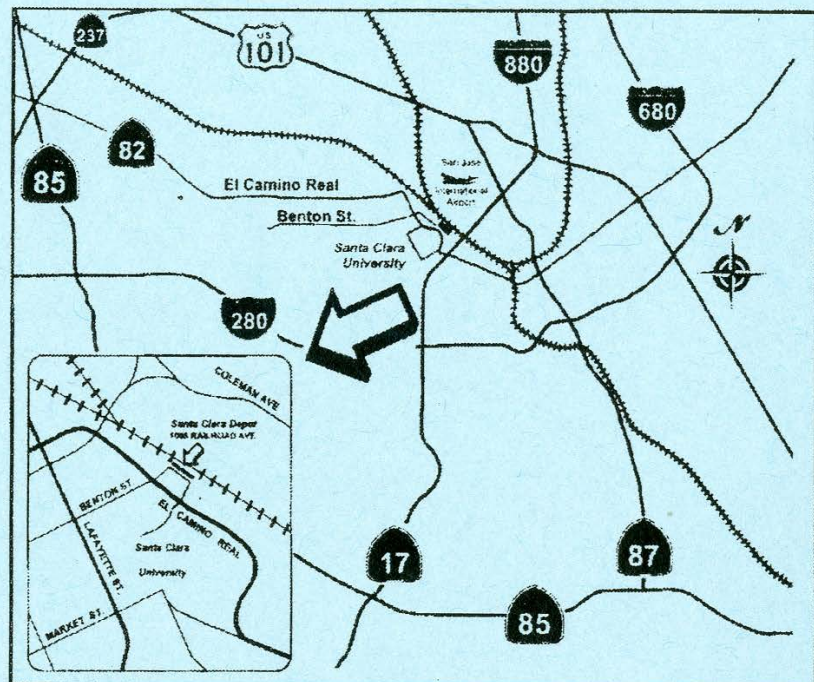
All Roads Lead to Santa Clara Depot

*or, Combine
Your Caltrain
Peninsula Commute
Trip
with a Visit
to Our Show*

All Saturday and Sunday
Trains Stop at Santa Clara



Call Caltrain
at 1-800-660-4287
for Ticket
and Schedule
Information





DEPOT OPEN HOUSE



SBHRS Open House

Saturday November 4th, 10am to 5pm

Sunday November 5th, 10am to 4 pm



The April 2023 Open House had lots of items for sale




Food will be available as well

SOUTH BAY HISTORICAL RAILROAD SOCIETY

Fall 2023 Open House / Fund Raiser

**Operating Model Trains / Historic Museum, Railcar
and Tower / Flea Market**



**Saturday, November 4th, 10 am – 5 pm
Sunday, November 5th, 10 am – 4 pm**



**Donations: Adults \$5; Under 18 Free
Santa Clara Caltrain Depot -- 1005 Railroad Ave., Santa Clara
sbhrs.org**

SBHRS Open House November 4/5, 2023



All railfans are welcome!



Visit the HO and N scale layouts!



Western Railway Historical Society

Videos of this layout available at eisenbahnfan.com/sbhrs

Security had been increased at this site since our last visit, but we were able to evade the newly hired three-dog security patrol to get another look at the progress that has been made during recent months.



Union Pacific E9 A/B units head up the City of Los Angeles



The mainline through both rooms is complete!



The sky backdrops are complete in both rooms



The main line has been completed through the back room



Heading back to the front room



UP 900 throttles up



Beautiful points work on the double slip



The sauerkraut factory is already in production



Nothing says "transition era" like a Starbucks!



SP 2479 leaves the station



Too many trains? (kidding!)



Kiwi Donation

Keith White was a long time SBHRS member. He was from New Zealand, hence the nickname of Kiwi. He worked on the scenery for the HO layout, specifically the narrow gauge logging area.

He was part of the regular Thursday crew that maintains the layout. He modeled HO as well as S scale and enjoyed working with the club's younger members. Every year he took a trip back to New Zealand to visit his home there and visit family and friends.

He specified in his will and his revocable living trust that SBHRS receive a \$20,000 donation from his estate. Including specific groups such as SBHRS in your estate planning is another way you can support organizations you are part of.



Keith's trustee Paula Challis at the Depot Museum



The narrow gauge logging area



Chuck Sted displays the generous donation made by Kiwi to SBHRS

Member Meeting

Members meetings are held on the 2nd Saturday of odd numbered months. Photos here are from the July 22, 2023 meeting.



Member meetings are held in the Museum



Our members want you to join us!



The meeting is called to order!



We had a good turnout

Depot Repair Work

There is a lot of work that goes on to keep the Depot buildings in good condition. Starting in June work was done on the south end of the Depot to remove, replace and repaint sections of the exterior woodwork. Thanks to John Dietrich for leading this project.



When needed rental equipment is brought in to help our volunteers do the job safely



The need for the repairs is evident



Lots of planning goes into successfully completing a project like this

Accountant

We are very fortunate that Tamara Overacker joined us around eight years ago as our accountant. She owns her own bookkeeping and tax preparation business serving individuals as well as businesses. She is a qualified tax preparer and handles the recording of all the transactions for the Depot. She also prepares financial statements, maintains member records, assists with the ordering of all our logo wear (shirts, for example). Most importantly she tracks all of the Ebay sales and makes reports to the persons selling model train items on consignment.

Ebay seller: trainguys_santaclara



Our accountant at work in the historic Agent's Office

Ebay seller: trainguys_santaclara



SBHRS member Nayot Poolsapakit is pleased with the price attained on this model he listed

Member success selling on Ebay

The SBHRS Ebay Team sells model train items for non-members every week on a 70/30% commission basis. For SBHRS members the commission split is 80/20%. The team is happy to sell any model train items, any scale, that are good quality and are likely to sell for \$40 or more to justify the time it takes to take photos, list, pack and ship the items.

Deck Renewal

The decking around the Depot had reached the point where the planks needed to be replaced. This project started on the side of the Depot facing the CalTrain tracks since the boards there had been in place the longest. Next were the planks along the boardroom. We are very happy we found Heartwood Residential who worked with us to get this big project done. We expected to find some areas underneath the planks that would also need replacement but this hasn't been a big problem. On the other hand, the extension that was built from the deck to the side of the railcar required a complete replacement.

As the work progresses to the boardroom end of the Depot, the structure underneath did have to be replaced. This area was rebuilt with pressure treated lumber. In all cases, the structural support pieces were replaced like-for-like due to the historic preservation requirements.

When we got to the street side of the Depot, the story was repeated. After removing the existing planks, the supporting pieces need to be replaced as well. We want to thank the crew from Heartwood Residential for the top notch professional job that they are doing!



Thanks to Heartwood Residential for handling this important project!




It was time to replace the decking



One of many patches that have been made over time



The planks along the track side of the Depot have been removed



New planks being installed from the railcar north



Trackside deck renewal complete



Boards between the deck and the railcar were also replaced



Removing the planks on the street side of the Depot revealed more work was needed



The structure along the boardroom had to be completely removed



New structural pieces along the boardroom end of the Depot



The ramp needed renewal as well

Baggage Cart Restoration

SBHRS owns a Southern Pacific baggage cart that was constructed from steel and wood as well as solid rubber tired bonded to metal wheels. The cart has been in storage for many years in the SBHRS speeder shed. The metal parts need to be disassembled, cleaned and repainted.

After a long time we were able to find a person who had the skills and was willing to restore it. Steve Paluso of San Jose is retired and runs a specialty business restoring railroad speeders. We met him when our speeder was purchased and donated to SBHRS. Steve picked up the baggage cart a couple of months ago and the photos show the cart completely dis-assembled.

The metal parts will be sandblasted and powder coated. The wood pieces will be replaced with oak cut to the same historic shape and dimensions as the original. A specialty company will be annealing the rubber tires onto the wheels. We expect the restored cart to be back at the Depot during January of 2024. It will be bolted to the deck near the entrance to the rail car. The redwood has deteriorated over the years and needs to be replaced.



The baggage cart being removed from storage



Loading onto the trailer for the trip to the restoration shop



Original wood parts disassembled and the metal wheels with solid rubber tires

Trains seen on the layouts

Videos available at eisenbahnfan.com/sbhrs

We see a great variety of trains operating on the HO and N scale layouts. Here are some photos of trains we saw recently. Whenever you visit the SBHRS layouts you will see a wide variety of trains from all over the US as well as some from other countries.



Thomas is always eager to get going...Annie? Not so much!



Beautiful passenger train from the Great Northern railroad



Classic observation car with drumhead



The iconic Hiawatha observation car



Western Pacific switching power



Freight units in Northern Pacific livery resting at the diesel facility



Central Oregon and Pacific motive power

Visitors From Other Lands

Sometimes we see trains running from far away railroads. This adds to the variety of trains you will see when you visit SBHRS!



Classic V 200 powering a train of heavy fuel oil cars



The class 85 from the Black Forest Höllental Valley (Hell's valley) in Germany



DB Cargo loco moving freight and coil steel cars



Canadian National loco decorated for the 1986 World Exposition in Vancouver British Columbia

Scenes from HO and N scale

There is so much to see on both the HO and N scale layouts and more is added all the time. Here we see scenes from both layouts as work continues to extend and update the scenery.



The lighthouse at the harbor on the N scale layout



The TOFC transfer facility has been added recently



Can you find this bus on the layouts?



Dockside in N scale



Operating trolley adds to the town scene



Where can you get a good hot dog?



Trucking activity in N scale



Daylight's getting maintenance for their next run



Lots of freight being moved



Someone likes Volkswagens!



Railway Express Agency trucks moving out



The homefront



Steam loco taking a long run on a short pier

Electrification Milestones

During September CalTrain announced that it had completed three major milestones for its CalTrain Electrification Project. This means the project is moving along towards its goal of completing the conversion to electric operation in fall of 2024.

The first of these goals that were met was the installation of all of the 2,569 poles needed for the Overhead Contact System (OCS). This is generally called catenary in most of the world. Second was upgrading the signal system to work with the OCS and third, the successful testing of the new trainsets to their maximum speed of 79mph.

During the testing, cameras on top of the test trains monitored the contact between the pantograph of the train and the overhead wire of the OCS to ensure everything was properly aligned.



The catenary for CalTrain is officially called the Overhead Contact System (OCS)



Test train passing Santa Clara Depot



Test train passing Santa Clara Tower

SBHRS at CalTrain EMU Event

During July CalTrain held the Electric Train Tour Event at San Jose Diridon Station. Two of the new seven-car trains were open to the public at the event. Thousands of persons registered online for the event which reflects the level of interest among local residents. On the day of the event, the line to get into Diridon Station wrapped around several local streets.

SBHRS was well represented at the event, providing information on the organization, how to visit the Depot Museum and operating model train layouts as well as how to become a member.

CalTrain has already had another Electric Train Tour in September at the San Francisco Station and plans to have a third event in San Mateo County. This third event is currently scheduled for Winter 2023/2024. Check caltrain.com for more details.



New trains for CalTrain built by Stadler have been tested to 79mph



The new train was open to the public for inspection

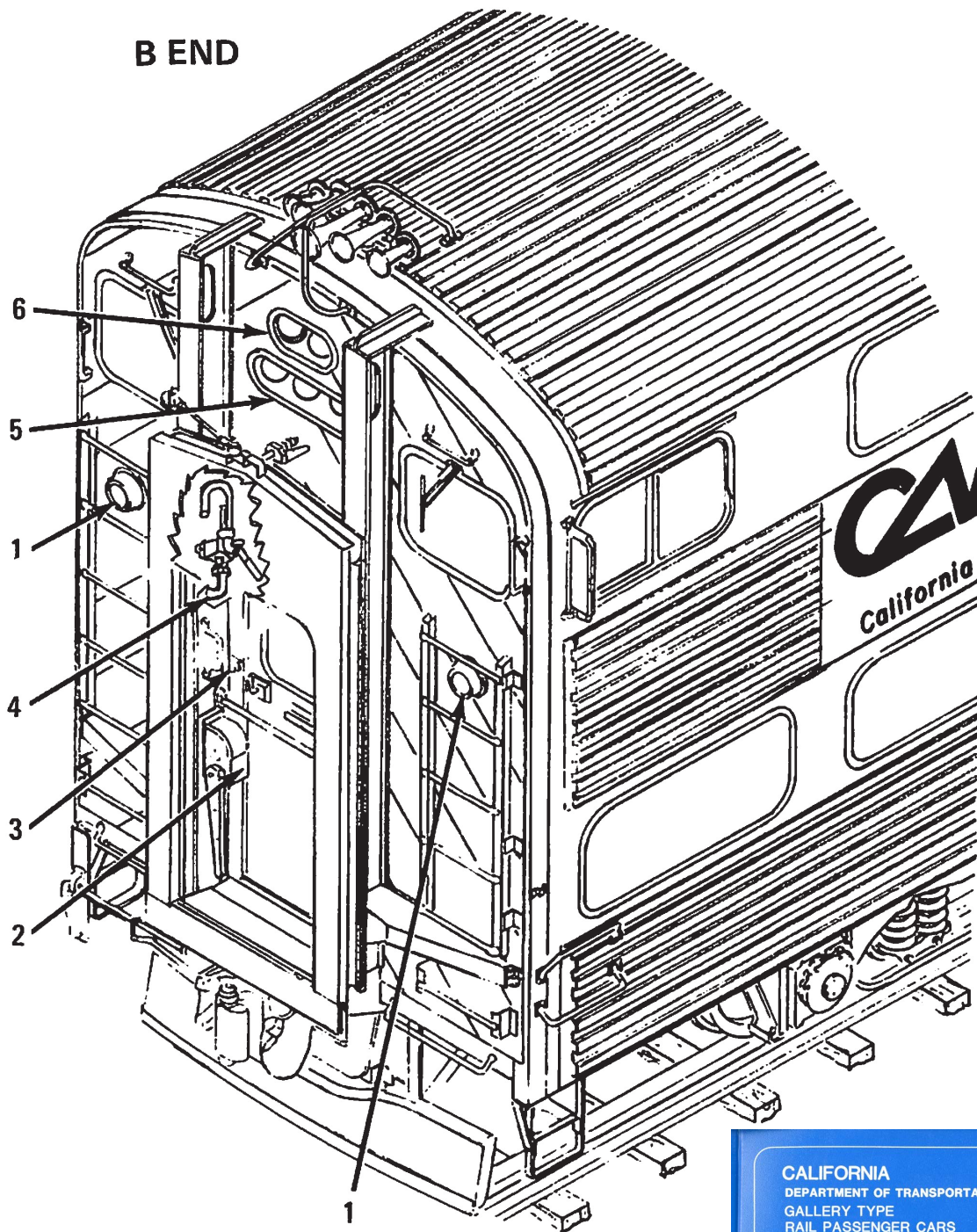


SBHRS was represented at the event!

Scans of this item are available at eisenbahnfan.com/sbhrs

This Operating Manual for the CalTrain Gallery Cars was recently donated to the SBHRS Library. This manual has lots of details that would be useful to anyone modeling these cars.





LEGEND:

- 1. REAR MARKER LIGHT**
- 2. HANDBRAKE**
- 3. PORTABLE REAR WARNING
LIGHT RECEPTACLE**
- 4. C-1 EMERGENCY BACKUP VALVE**
- 5. OSCILLATING WARNING VALVE**
- 6. HEADLIGHT**



Gallery car exterior controls and indicators

SP Recipes

Scans of this item are available at eisenbahnfan.com/sbhrrs

This recipe book was recently donated to the SBHRS Museum. The University of California Calisphere website (calisphere.org) shows this pamphlet was produced in 1928.



Southern Pacific recipe booklet given to passengers on board the trains in

INTRODUCTION

AN art, rather than a profession, fine cooking is within the reach of any housewife willing to take pains in the preparation of selected recipes.

To the skilled chef such recipes are as precious as fine gold, and as ardently sought. In issuing this booklet Southern Pacific is making available for the first time recipes devised and treasured by the company's chefs. Included are many popular dishes, specialties upon Southern Pacific dining cars.

Each recipe has been tested by Paul Reiss, internationally famous supervising chef of the Southern Pacific Commissary Department, whose photograph appears on the cover of this book. Followed with minute exactness, they will enable the home cook to produce foods as fine as those served in the leading restaurants and hotels of the world.

Not only has Paul Reiss prepared the recipes, but in many instances he has given instructions for the most appetizing methods of serving, and the hostess following his suggestions anent the artistic arrangement of foods will find herself amply repaid.

Through its Commissary Department, Southern Pacific operates 140 Dining Cars, 26 All-Day Lunch Cars, 36 Club and Observation Cars on which meals are served, 7 hotels and restaurants, and 20 steamer restaurants.

1

Celebrity Chefs of the Golden Age of Rail!

In an average year considerably more than 3,250,000 meals are served in the dining cars, approximately 2,250,000 meals in the steamer restaurants, and more than 1,000,000 meals in station restaurants.

Over 3 million meals served on the train!

MELON SURPRISE

From a casaba, a honey dew, a watermelon and a cantaloupe scoop with a teaspoon shapely pieces. Mix the same gently, sprinkle with pineapple juice and maraschino syrup, and pack in ice. Serve in cocktail glasses.

INDIAN CHUTNEY

Two cupfuls of chopped seeded raisins, two cupfuls of chopped green apples, one cupful of chopped onions, one-fourth cupful of salt, six medium-sized ripe tomatoes, peeled and quartered, one and one-half pounds of brown sugar, one pint of cider vinegar, four ounces white mustard seeds, two ounces preserved ginger, one-eighth teaspoonful of cayenne pepper.

Combine all ingredients. Cook slowly for three hours and seal in jars.

CHICKEN GUMBO SOUTHERN PACIFIC

Cut a two-pound chicken with bones into small pieces, and braise in butter together with three ounces of veal and two ounces of raw lean ham, both cut into small pieces. When the meats are cooked through, add one-half cupful each of chopped onions, celery and bell peppers. Cover, and let braise. After vegetables are moistened through add two medium-sized tomatoes, skinned and quartered, and one-half cupful of okra, sliced thin. Cover with one quart of water, and let slowly boil one-half an hour. Add one-half cupful of shrimps, sauted in butter, and let simmer additional ten minutes. Salt, and season with white pepper and a pinch of thyme. When serving, mold a timbale of hot boiled rice in center of soup plate, and pour gumbo over.

CLAM CHOWDER

Boil four large clams in one quart of water until they open. Drain, straining juice through a towel. Take one medium-sized onion, one small leek, one bell pepper and three branches of celery, dice small and braise in four tablespoonfuls of butter. When vegetables are moistened through sprinkle with two tablespoonfuls of flour; stir carefully and add clam juice. Add two medium-

3

These menu items sound pretty good! To supply all the ingredients needed to prepare all the offerings in this recipe book, Southern Pacific maintained commissaries at San Francisco, Oakland, Los Angeles, Portland, El Paso, Houston, San Antonio and New Orleans. There was also a commissary for the steam boats that moved rail passengers between Oakland and San Francisco. This was located just a minute south of the Ferry Building and was open to the public!

END SANTA CLARA BLOCK

MP 44.8

